

TRIANGULAR PERPESPECTIVES *By Colin Saunders*


Six years ago my family and I had a close encounter with a Flying Triangle, since that experience I have done much reading and research into the subject of UFO's. This document is my personal observations and theories about the enigmatic FT, this is how it all began.

31st March 1999, we had been out for a bar meal to a small village called Pailton in the Warwickshire countryside. There were four of us in the car that night, at approximately 9.30 pm we left the White Lion public house and headed home. We turned onto the Fosse Way near the village of Monks Kirby and immediately noticed some bright lights ahead of us. The lights were ½ mile away and just off the road to the left. The lights appeared as deep red, like a Rose red with a bit of white mingled in.


We drove down parallel to the lights which I now estimate as being only 100 feet away! We had slowed right down by this point. I stared at the four lights which were in a row, but not level with the ground, I would say they were tilted at approx. 25% to the horizon. I stared into the light on the far left, this light was the highest side of the tilt with the far right light being the anchor point for the 25% angle. It was at this moment I also noticed a fifth smaller spurious light off to the left hand side (Pic.1).



Pic.1



Pic.2



Pic.3




Pic.4

As I stared into the end light I could see a criss cross of lines a bit like a traffic light lens (Pic.2), it seemed to pulse very rapidly in a digital fashion, i.e. on off not up and down. As I was looking at this light and then the lights in general I noticed a shape start to appear around them, the edges looked like the sky was rippling but they and the body were, I believe, were transparent at that time (Pic.3). I could see the shape of a diamond around the lights, you needed a keen eye to make out this shape as you could see the sky through it. As soon as I had realised there was an object there it tilted slowly upwards in a most peculiar fashion, like an airship or submarine, the object was now solid and fully materialised in a triangular shape. The tilt was not from the centre of the craft but from the rear, i.e. the rear end stayed where it was and the nose rose in the air (Pic.4). It was so low that if it had pivoted from the centre of the craft the rear would have struck the ground! I noticed the surface looked to be alive, it was like a lake of dark grey liquid similar to Mercury, the liquid although tilted quite steeply looked as though it had waves running up and down the surface, like ripples on a lake in a breeze. On top of this "lake" were silver lines running up and down the surface, they were like box sections raised off the surface which interlocked like an old fashioned maze (Pic.5 & 6)



Pic.5



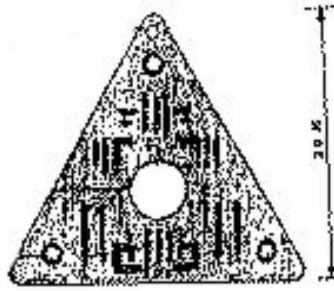
Pic.6

I could see how the crafts top and bottom surfaces joined to a lighter central core, like a sandwich. No nuts and bolts, rivets or welding seams visible. There were no apertures, no antennas or protrusions of any kind. It was immediately obvious to me this was not an earthly object.

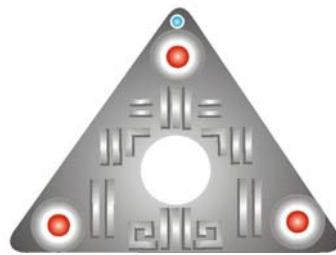
I was shouting stop, stop, let me out (I wanted to get even closer!) but the driver pulled slightly forward to enable her to reverse into a gateway off the main road. The result of this was that a large hedge momentarily blocked our view of the craft. I thought to myself "if it's going to clear off now would be a good time" and sure enough it did!

We got out of the car and it was gone. We could see a large craft in the distance with strange red lights at the rear, it seemed enormous to me with a huge wingspan, at the end of each wing was a steady white light shining up along the top surface. It was very, very quiet as we stood there, no smells of any fuel having been burnt. During the incident we never heard a single noise from the craft which was the size of a house hovering by the car. As we stood there traffic started to come up and down the road for the first time, no one else was involved. We checked our watches in case there had been any missing time, it was 9.50pm so that was ruled out.

The next day was April fools day but this did not deter me from telling everyone I met about the UFO we had seen. I phoned the late Graham Birdsall at the UFO magazine who put me in touch with Omar Fowler, the respected Flying Triangle investigator. Having spoken to Omar we wrote our witness reports and sent drawings of the craft to him before he sent through copies of "The Flying Triangle". To my great surprise there was a report of a Triangle from Stockis in Belgium from 1993 which clearly showed the same lines in relief on the bottom of the craft (Pic.7). Surely this was the same or similar series of craft? The coincidence was too great for me so I reproduced the bottom drawing of the craft (Pic.8) and used the Belgium sighting along with my own sighting of the rear and top to produce a scale model of the craft, complete with flashing lights. I could not understand the diamond shape that I had seen and instinctively built the model with a flat bottom (Pic.9).



Pic.7



Pic.8



Pic.9

I gained quite a lot of information from this model, the first and most enlightening observation was that when you look at the rear of the craft and tip the nose down you end up with a silhouette of a diamond! (Pic.10) this would explain picture No. 3 above, the spurious small light in fact being the light underneath the nose at the front of the craft. I have referred to lights but they were not lights per sae, they did not emit light to the ground. The colour shown on the drawings is primary red but from ½ mile away they appeared deep rose red, I do not believe they changed colour but more likely the colour varied with the focal point distance. The lines on the surface of the lights could have been generated from the light source itself, something along the lines of Newton's law of ring interference? I have seen a similar effect myself with a laser pen. Once the craft had disappeared there was no degradation left in the eyes, perfect vision.



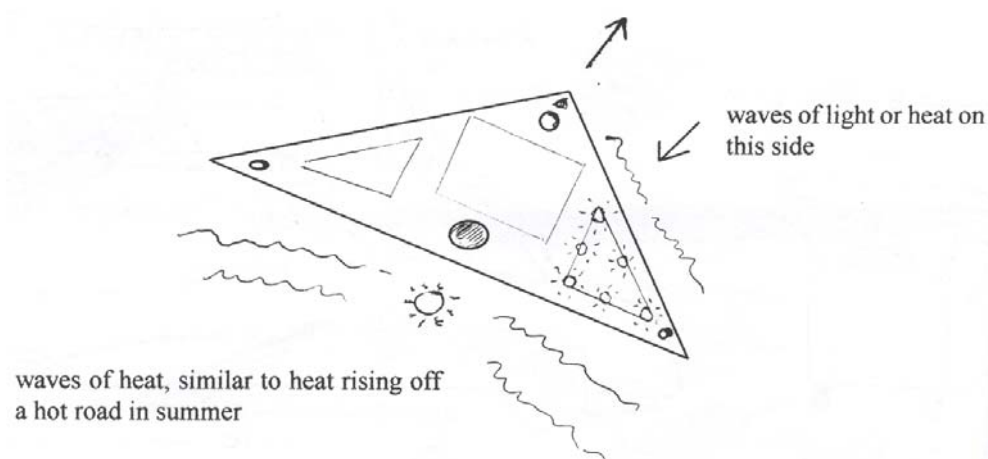
Pic.10

The next obvious conclusion was why the triangle appears as different geometric shapes to different people, I believe our triangle was equilateral, however this depends on the aspect you are looking from at the time (Pic.11).




Pic.11 photo John Hanson

I have wondered about the lines in relief on the surface of the triangle and their possible purpose, they do not appear to be aerodynamic but we are not dealing with a conventional craft behaving to our known laws of physics. Although the crafts surface was "shimmering" like liquid mercury, the solid lines on top displayed no distortion at all. This would rule out the effect of heat or electromagnetic distortion. You can see that the pattern I have shown varies between my first drawing and the model, this is because I cannot recall the exact configuration, however the quantity and layout appears in the correct ratio as in Pic.5. One theory that came to me was that these raised lines could be used for docking to a larger ship (I now believe the large craft we saw in the distance was a mother ship that the smaller craft returned to). This possible docking technique may be confirmed by an article I read in Omar Fowlers journal of March/April 2002. A sighting was made near Titsey, Surrey by a Mr Herbert who stated he saw a large triangle about 200 yards wide and underneath he could see smaller objects attached (Pic.12). The only problem I have with this theory is what are the raised lines underneath the craft (Pic.7 & 8) used for? Maybe smaller triangles sometimes dock together?



Pic.12 Mr Herbert's drawing courtesy Omar Fowler

The last six years have been very interesting for me, I have given several presentations to different groups as well as appearing on television a couple of times with my model. The result of this is many people have come forward to tell me of their own experiences, ordinary people who are not involved in the UFO world. I have also been encouraged by a 99.9% acceptance of our experience by everyone I have spoken too. Building the model helped me to understand and to come to terms with our close encounter, others have been through the same experience and below is a couple of examples of other peoples handy work.



Pic.13 Bonsall Moor, Derbyshire Pic.14 Model maker Jean-Marie Van der Hoop, Belgium

Name withheld by request

And finally when is a triangle not a triangle, when it's a flying saucer! Yes believe it or not the last picture for your consideration is a front end shot of my triangular model (Pic.15)



Pic.15 photo John Hanson

Conclusion. I have spent 30 years being a trained observer of electro mechanical installations and transferring these images into legible technical drawings. I have been involved with many projects worldwide and notably several years spent in the aircraft industry, I have received praise on the clarity and accuracy of my drawings on more than one occasion. I have absolutely no doubt in my mind that this craft was of extraterrestrial or inter-dimensional origin, but most likely both of these scenarios together. What you see here is an accurate scale model of a true alien spacecraft witnessed at first hand.